

TWISTER™


Hopper Bottom

Flat Bottom



Grain Storage & Accessories

Hopper Bottom Bins



TWISTER™

Twister hopper bottom bins available in sizes from 1,967 to 9,454 bushel capacities

- n Bolt together cones for easy transport
- n 40 degree slope cone
- n Rack & Pinion Slide Chute
- n 25" hopper clearance
- n External stiffener
- n Sidewall ladder with safety cage
- n Saf-T-Fil bin level indicator
- n Manholes in roof and hopper cone
- n Remote lid opener
- n All painted parts are powder coated


Twister bolt together hopper cones are shipped in a 4' x 8' crate making it easier to transport. All hopper cones are precut to fit the TWISTAIRE aeration system for simple installation, during or after construction.

Optional Accessories




TWISTAIRE Aeration

TWISTAIRE hopper aeration offers more square feet of perforated area than any other system on the market. This allows more airflow and will accommodate up to a 10hp fan. TWISTAIRE is available for 19' and 22' diameter hopper bins.



Steel Skid Foundation

Twister offers a multi piece two beam foundation skid for use on 14' and 19'. A three beam foundation is offered on 22' Twister hopper bins installed on a gravel pad. Because they are a multi piece design transportation is hassle free.



Hopper Cone Manhole



Rack & Pinion Slide Chute

HOPPER BOTTOM BIN SPECIFICATIONS

Model	Metric Tonnes	Bushels	Diameter	Overall Height	Auger Required
HB14-4E	54	1,967	13.8'	21.4'	45'
HB14-5E	64	2,346	13.9'	27.4'	47'
HB14-6E	74	2,725	13.9'	31.4'	52'
HB14-7E	85	3,103	13.9'	33.4'	56'
HB19-4E	107	3,941	19'	28'	52'
HB19-5E	127	4,667	19'	31'	56'
HB19-6E	147	5,392	19'	34'	60'
HB19-7E	167	6,118	19'	37'	64'
HB22-5E	180	6,583	22.3'	33'	60'
HB22-6E	206	7,570	22.3'	36'	64'
HB22-7E	233	8,557	22.3'	49'	68'
HB22-8E	260	9,545	22.3'	42'	72'

*The above specifications are based on 60lb/bu Hard Red Spring Wheat

Flat Bottom Bins



TWISTER™

Twister flat bottom bins available in sizes 14' through 44' and 1,162 to 52,664 bushel capacities

- n Exterior stiffeners
- n Exterior sidewall ladder and safety cage
- n Saf-T-fil bin level indicator
- n Roof Manhole
- n Remote lid opener
- n All painted components are powder coated
- n Rectangle door is standard on 14' to 32' diameter bins
- n Round door is standard on 38' and 44' diameter bins

Twister flat bottom storage bins are available in a wide range of sizes to fit your operation's needs. With many standard features and broad range of optional accessories Twister bins are easy to use.

Optional Accessories



Clean Sweep Unloading System

10" U trough system available for 25' - 44' diameter bins. Comes complete with gear driven 7" bin sweep for easy cleanout. Power head not required.



Square Pit Aeration

Twister gives you the proven square pit aeration system. Easy to install and far more stable than conventional floor supports. Square Pit Aeration concentrates air flow in the center of the bin where uniform airflow is most important.

Flat Bottom Bin Specifications				
Model	Metric Tonnes	Bushels	Auger Required	Height at Filler Cap
B14-4E	45	1,662	29'	16'
B14-5E	56	2,041	35'	19'
B14-6E	66	2,420	40'	22'
B14-7E	76	2,798	45'	25'
B19-4E	90	3,305	35'	18'
B19-5E	110	4,031	37'	21'
B19-6E	130	4,756	45'	24'
B19-7E	150	5,482	50'	27'
B22-5E	152	5,583	45'	22'
B22-6E	179	6,570	50'	25'
B22-7E	206	7,557	53'	28'
B22-8E	233	8,545	58'	31'
B25-5E	202	7,417	45'	23'
B25-6E	237	8,706	50'	26'
B25-7E	273	9,996	58'	29'
B25-8E	308	11,286	60'	32'
B25-9E	343	12,575	66'	35'
B25-10E	378	13,865	71'	38'
B32-6E	382	13,996	50'	27'
B32-7E	437	16,011	58'	30'
B32-8E	492	18,026	60'	33'
B32-9E	547	20,041	66'	36'
B32-10E	602	22,056	72'	39'
B32-11E	656	24,071	78'	42'
B38-6E	565	20,718	60'	29'
B38-7E	644	23,620	60'	32'
B38-8E	723	26,521	66'	35'
B38-9E	802	29,423	72'	38'
B38-10E	882	32,324	80'	41'
B38-11E	961	35,226	80'	44'
B44-7E	898	34,234	70'	34'
B44-8E	1008	36,867	72'	37'
B44-9E	1116	40,816	80'	40'
B44-10E	1223	44,766	80'	43'
B44-11E	1331	48,715	90'	46'
B44-12E	1439	52,664	90'	49'

*The above specifications are based on 60lb/bu Hard Red Spring Wheat

Aeration & Ventilation



Twister offers a variety of bin transitions and air inlets that fit Grain Guard fans. It is important to choose the correct fan for the size of the bin and the job. Grain aeration requires a minimum of .1 cubic feet per minute (cfm) per bushel and grain drying requires a minimum of .75 to 1 cfm per bushel. A general rule of thumb is 1hp for every 1000 bushels of storage up to 500 bushels of the maximum. E.g. 3hp fan will provide sufficient airflow to a maximum of 2500 bushels.



Roof Vents

Proper ventilation is important in a bin where aeration or drying is being used. It is important to have the proper amount of ventilation for the amount of airflow applied to the grain bin. We recommend 1 square foot of opening for every 1000 cubic feet per minute of airflow.

Roof Vents Required Per Bin	
Fan	Quantity
3 HP	2
5 HP	3
7 HP	4
10 HP	5



TWISTER™