
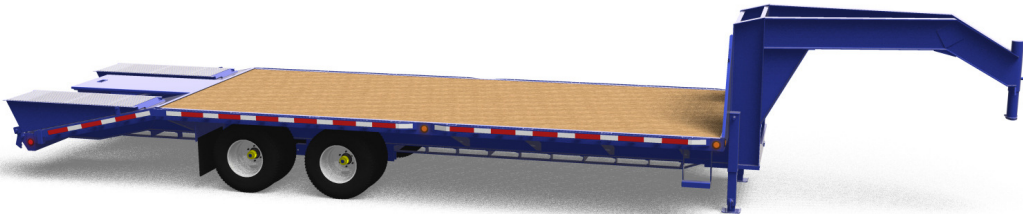




CANADA TRAILERS

MANUFACTURING LIMITED



Canada Trailers Manufacturing Limited

11918 Imperial Road, Hwy. 73
Aylmer Ontario
N5H 2R3

Phone: 519.765.1717

Fax: 519.765.1725

www.canadatrailers.com



Canada Trailers Manufacturing Limited
 11918 Imperial Road, Hwy. 73
 Aylmer ON, N5H 2R3
 Phone: 519.765.1717
 Fax: 519.765.1725

Table of Contents

Single Axle Steel Side Utility Trailers	2
Mini-Tandem Steel Side Utility Trailers	3
Single Axle Flat Deck Utility Trailers	4
Mini-Tandem Flat Deck Utility Trailers	5
Tandem Axle Steel Side Utility/Landscape Trailers	6
H.D. Tandem Axle Steel Side Landscape Trailers	7
Car Trailers	8
Equipment Trailers	9
Scissor Lift Trailers	10
Single Axle Gravity Tilt Trailers	11
Hydraulic Power-Tilt Trailers	12
Gravity Split Tilt Trailers	13
Single Axle Dump Trailers	14
Heavy Duty Dump Trailers	15
Ultra Duty Dump Trailers	16
83" Wide Ultra Duty Dump Trailers	17
Straight Deck Pintle Series Trailers	18
Straight Deck Gooseneck Series Trailers	19
Beavertail Pintle Series Trailers	20
Beavertail Gooseneck Series Trailers	21
Premium Pintle Series Trailers	22
Premium Gooseneck Series Trailers	23

Single Axle Steel Side Utility Trailers



Standard Features

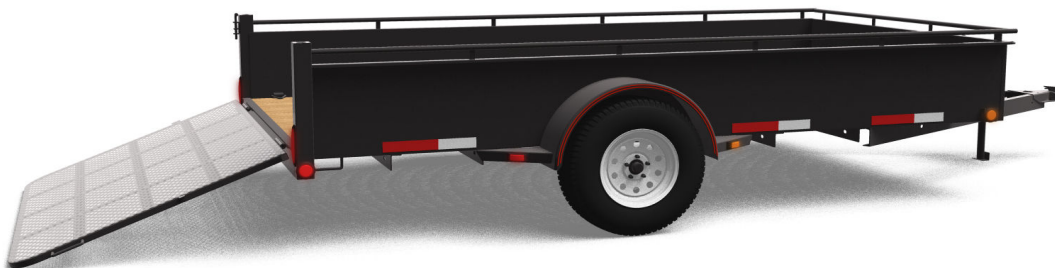
- Single 3,500 lbs. Axle
- 15" Radial Tires
- 2" A-frame Coupler
- 2,000 lbs. A-frame Jack
- 4' Straight Ramp
- Full Steel Side w/ Tie Rail
- Spare Tire Mount
- Pressure Treated Wood Floor
- (4) D-rings
- Sand Blasted & Treated with Phosphate
- Powder Coated
- Sealed Beam L.E.D. Lights & Harness System
- Transport Canada & DOT Approved Lighting

Specifications

- Tire Size: ST205/75R15 LRC
- Deck Height: 19"
- Side Height: 19" (including tie rail)
- Tongue Length: 4' Models - 40"
5' Models - 42"
6' Models - 46"
- GVWR: 2,990 lbs.

Options

- Spare Tire
- Bifold Ramp
- Additional D-rings
- Torsion Axles
- Electric Brakes
- Aluminum Wheels



Models

- UT48-3K - 310 kg (680 lbs.)
- UT58-3K - 330 kg (725 lbs.)
- UT510-3K - 360 kg (790 lbs.)
- UT512-3K - 410 kg (900 lbs.)
- UT514-3K - 450 kg (990 lbs.)
- UT610-3K - 390 kg (860 lbs.)
- UT612-3K - 480 kg (1,055 lbs.)

Dealer Information & Pricing

Mini-Tandem Steel Side Utility Trailers



Standard Features

- Tandem 2,200 lbs. Axles
- 13" Bias Tires
- 2" A-frame Coupler
- 2,000 lbs. A-frame Jack
- 4' Straight Ramp
- Full Steel Side w/ Tie Rail
- Spare Tire Mount
- Pressure Treated Wood Floor
- (4) D-rings
- Sand Blasted & Treated with Phosphate
- Powder Coated
- Sealed Beam L.E.D. Lights & Harness System
- Transport Canada & DOT Approved Lighting

Specifications

- Tire Size: ST175/80R13 LRC
- Deck Height: 16"
- Side Height: 19" (including tie rail)
- Tongue Length: 4' Models - 40"
5' Models - 42"
6' Models - 46"
- GVWR: 2,990 lbs.

Options

- Spare Tire
- Bifold Ramp
- Additional D-rings
- Torsion Axles
- Aluminum Wheels



Models

- MT-UT48-3K - 315 kg (695 lbs.)
- MT-UT58-3K - 355 kg (780 lbs.)
- MT-UT510-3K - 365 kg (805 lbs.)
- MT-UT512-3K - 400 kg (875 lbs.)
- MT-UT514-3K - 580 kg (1,275 lbs.)
- MT-UT610-3K - 410 kg (905 lbs.)
- MT-UT612-3K - 450 kg (990 lbs.)

Dealer Information & Pricing

Single Axle Flat Deck Utility Trailers



Standard Features


- Single 3,500 lbs. Axle
- 15" Radial Tires
- 2" A-frame Coupler
- 2,000 lbs. A-frame Jack
- 4' Straight Ramp
- Spare Tire Mount
- Pressure Treated Wood Floor
- (4) D-rings
- Sand Blasted & Treated with Phosphate
- Powder Coated
- Sealed Beam L.E.D. Lights & Harness System
- Transport Canada & DOT Approved Lighting

Specifications

- Tire Size: ST205/75R15 LRC
- Deck Height: 19"
- Tongue Length: 4' Models - 40"
5' Models - 42"
6' Models - 46"
- GVWR: 2,990 lbs.

Options

- Spare Tire
- Bifold Ramp
- Additional D-rings
- Torsion Axles
- Electric Brakes
- Aluminum Wheels




Models

- F48-3K - 300 kg (660 lbs.)
- F58-3K - 315 kg (695 lbs.)
- F510-3K - 345 kg (760 lbs.)
- F512-3K - 395 kg (870 lbs.)
- F514-3K - 445 kg (980 lbs.)
- F610-3K - 370 kg (815 lbs.)
- F612-3K - 460 kg (1,015 lbs.)

Dealer Information & Pricing

Mini-Tandem Flat Deck Utility Trailers



Standard Features

- Tandem 2,200 lbs. Axles
- 13" Bias Tires
- 2" A-frame Coupler
- 2,000 lbs. A-frame Jack
- 4' Straight Ramp
- Spare Tire Mount
- Pressure Treated Wood Floor
- (4) D-rings
- Sand Blasted & Treated with Phosphate
- Powder Coated
- Sealed Beam L.E.D. Lights & Harness System
- Transport Canada & DOT Approved Lighting

Specifications

- Tire Size: ST175/80R13 LRC
- Deck Height: 16"
- Tongue Length: 4' Models - 40"
5' Models - 42"
6' Models - 46"
- GVWR: 2,990 lbs.

Options

- Spare Tire
- Bifold Ramp
- Additional D-rings
- Torsion Axles
- Aluminum Wheels



Models

- MT-F58-3K - 335 kg (740 lbs.)
- MT-F510-3K - 345 kg (760 lbs.)
- MT-F512-3K - 375 kg (830 lbs.)
- MT-F514-3K - 570 kg (1,255 lbs.)
- MT-F610-3K - 385 kg (850 lbs.)
- MT-F612-3K - 430 kg (945 lbs.)

Dealer Information & Pricing

Tandem Axle Steel Side Utility Trailers



Standard Features

- Tandem 3,500 lbs. Axles
- 15" Radial Tires
- Electric Brakes on Both Axles
- Slipper Suspension
- Adjustable 2-5/16" Coupler or 3" Lunette Eye
- 2,000 lbs. A-frame Jack
- 4' Split Ramps
- Full Steel Side w/ Tie Rail
- Spare Tire Mount
- Pressure Treated Wood Floor
- (4) D-rings
- Sand Blasted & Treated with Phosphate
- Powder Coated
- Sealed Beam L.E.D. Lights & Harness System
- Transport Canada & DOT Approved Lighting

Specifications

- Tire Size: ST205/75R15 LRC
- Deck Height: 19"
- Side Height: 16-1/2" (including tie rail)
- Tongue Length: 53"
- GVWR: 7,000 lbs.

Options

- Spare Tire
- Lockable Toolbox
- 7,000 lbs. Jack
- Additional D-rings
- Torsion Axles
- Aluminum Wheels



Models

- UT712-7K - 865 kg (1,900 lbs.)
- UT714-7K - 900 kg (1,980 lbs.)
- UT716-7K - 960 kg (2,110 lbs.)
- UT718-7K - 1,020 kg (2,245 lbs.)
- UT720-7K - 1,080 kg (2,380 lbs.)

Dealer Information & Pricing

H.D. Tandem Axle Steel Side Landscape Trailers



Standard Features

- Tandem 3,500 lbs. Axles - 8K Models
- Tandem 5,200 lbs. Axles - 10K Models
- Tandem 7,000 lbs. Axles - 14K Models
- Electric Brakes on Both Axles
- Slipper Suspension
- Adjustable 2-5/16" Coupler or 3" Lunette Eye
- 12,000 lbs. Jack
- 5' Heavy Duty Spring-Assisted Split Ramps
- Full Steel Side w/ Tie Rail
- Spare Tire Mount
- Pressure Treated Wood Floor
- (4) D-rings
- Sand Blasted & Treated with Phosphate
- Powder Coated
- Sealed Beam L.E.D. Lights & Harness System
- Transport Canada & DOT Approved Lighting

Specifications

- Tire Size: 8K & 10K - ST225/75R15 LRD
14K - ST235/80R16 LRE
- Deck Height: 20"
- Side Height: 16-1/2" (including tie rail)
- Tongue Length: 53"
- GVWR: 8K - 8,050 lbs.
10K - 9,900 lbs.
14K - 14,000 lbs.

Options


- Spare Tire
- Lockable Toolbox
- Hydraulic Brakes
- Additional D-rings
- Torsion Axles
- Aluminum Wheels



Models

- UT714-8K - 930 kg (2,050 lbs.)
- UT716-8K - 990 kg (2,185 lbs.)
- UT718-8K - 1,050 kg (2,315 lbs.)
- UT720-8K - 1,120 kg (2,470 lbs.)
-
- UT716-10K - 1,010 kg (2,225 lbs.)
- UT718-10K - 1,070 kg (2,355 lbs.)
- UT720-10K - 1,150 kg (2,535 lbs.)
- UT722-10K - 1,230 kg (2,710 lbs.)
-
- UT716-14K - 1,100 kg (2,425 lbs.)
- UT718-14K - 1,160 kg (2,560 lbs.)
- UT720-14K - 1,240 kg (2,730 lbs.)
- UT722-14K - 1,320 kg (2,910 lbs.)

Dealer Information & Pricing



Standard Features


- Tandem 3,500 lbs. Axles
- 15" Radial Tires
- Electric Brakes on Both Axles
- Slipper Suspension
- 2' Beavertail
- 4' Pull-out Ramps
- Adjustable 2-5/16" Coupler or 3" Lunette Eye
- 2,000 lbs. A-frame Jack
- Stake Pockets
- Removable Spare Tire Mount
- Sand Blasted & Treated with Phosphate
- Powder Coated
- Pressure Treated Wood Floor
- Sealed Beam L.E.D. Lights & Harness System
- Transport Canada & DOT Approved Lighting

Specifications

- Tire Size: ST205/75R15 LRC
- Deck Height: 23"
- Tongue Length: 52"
- GVWR: 7,000 lbs.

Options


- Spare Tire
- Hydraulic Brakes
- 5' Spring-Assisted Upright Ramps
- 4' Beavertail
- Straight Deck
- Lockable Toolbox
- Additional D-rings
- Torsion Axles
- Aluminum Wheels



Models

- CE714-7K - 900 kg (1,980 lbs.)
- CE716-7K - 960 kg (2,110 lbs.)
- CE718-7K - 1,020 kg (2,245 lbs.)
- CE720-7K - 1,090 kg (2,400 lbs.)

Dealer Information & Pricing



Standard Features


- Tandem 3,500 lbs. Axles - 8K Models
- Tandem 5,200 lbs. Axles - 10K Models
- Tandem 7,000 lbs. Axles - 14K Models
- Electric Brakes on Both Axles
- Slipper Suspension
- 2' Beavertail
- 5' Spring-Assisted Upright Ramps
- Adjustable 2-5/16" Coupler or 3" Lunette Eye
- 12,000 lbs. Jack
- Stake Pockets & Rub Rails
- Removable Spare Tire Mount
- Sand Blasted & Treated with Phosphate
- Powder Coated
- Pressure Treated Wood Floor
- Sealed Beam L.E.D. Lights & Harness System
- Transport Canada & DOT Approved Lighting

Specifications

- Tire Size: 8K & 10K - ST225/75R15 LRD
14K - ST235/80R16 LRE
- Deck Height: 24"
- Tongue Length: 52"
- GVWR: 8K - 8,050 lbs.
10K - 9,900 lbs.
14K - 14,000 lbs.

Options


- Spare Tire
- Hydraulic Brakes
- 4' Beavertail
- Straight Deck
- Lockable Toolbox
- Additional D-rings
- Torsion Axles
- Aluminum Wheels
- Gooseneck



Models

- | | |
|-----------------------------------|-----------------------------------|
| CE714-8K - 925 kg (2,040 lbs.) | CE718-14K - 1,150 kg (2,535 lbs.) |
| CE716-8K - 980 kg (2,160 lbs.) | CE720-14K - 1,225 kg (2,690 lbs.) |
| CE718-8K - 1,045 kg (2,305 lbs.) | CE722-14K - 1,305 kg (2,880 lbs.) |
| CE720-8K - 1,115 kg (2,460 lbs.) | CE724-14K - 1,390 kg (3,065 lbs.) |
| ----- | |
| CE714-10K - 945 kg (2,080 lbs.) | |
| CE716-10K - 1,000 kg (2,205 lbs.) | |
| CE718-10K - 1,065 kg (2,345 lbs.) | |
| CE720-10K - 1,135 kg (2,500 lbs.) | |
| CE722-10K - 1,210 kg (2,670 lbs.) | |
| CE724-10K - 1,290 kg (2,845 lbs.) | |
| ----- | |
| CE714-14K - 1,030 kg (2,270 lbs.) | |
| CE716-14K - 1,090 kg (2,400 lbs.) | |

Dealer Information & Pricing



Standard Features

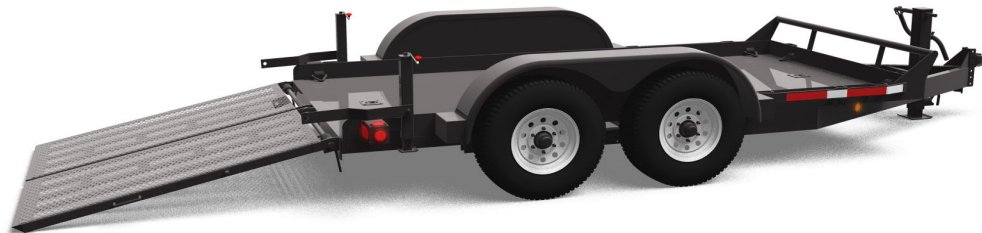
- Tandem 3,500 lbs. Axles - 7K Models
- Tandem 5,200 lbs. Axles - 10K Models
- Tandem 7,000 lbs. Axles - 14K Models
- Electric Brakes on Both Axles
- Slipper Suspension
- 5' Spring-Assisted Upright Ramps
- Adjustable 2-5/16" Coupler or 3" Lunette Eye
- 12,000 lbs. Jack
- (2) 7,000 lbs. Rear Stabilizing Jacks
- Checkerplate Steel Floor
- (8) D-rings
- (3) Recessed Tie Downs on 6x12 and 7x14 models
- Stake Pockets & Rub Rails
- Removable Spare Tire Mount
- Sand Blasted & Treated with Phosphate
- Powder Coated
- Sealed Beam L.E.D. Lights & Harness System
- Transport Canada & DOT Approved Lighting

Specifications

- Tire Size: 7K - ST205/75R15 LRC
10K - ST225/75R15 LRD
14K - ST235/80R16 LRE
- Deck Height: 15"
- Tongue Length: 5' & 6' Models - 44"
7' Models - 52"
- GVWR: 7K - 7,000 lbs.
10K - 9,900 lbs.
14K - 14,000 lbs.

Options

- Spare Tire
- Hydraulic Brakes
- Lockable Toolbox
- Additional D-rings
- Torsion Axles
- Aluminum Wheels




Models

- SL510-7K - 835 kg (1,840 lbs.)
- SL610-10K - 915 kg (2,020 lbs.)
- SL612-10K - 990 kg (2,185 lbs.)
- SL612-14K - 1020 kg (2,250 lbs.)
- SL714-14K - 1,115 kg (2,460 lbs.)

Dealer Information & Pricing

Single Axle Gravity Tilt Trailers



Standard Features


- 6,000 lbs. Axle - 5K Models
- 7,000 lbs. Axle - 7K Models
- 15" Radial Tires - 5K Models
- 16" Radial Tires - 7K Models
- Electric Brakes
- Slipper Suspension
- Adjustable 2-5/16" Coupler or 3" Lunette Eye
- 7,000 lbs. Jack
- Stake Pockets
- Sand Blasted & Treated with Phosphate
- Powder Coated
- Pressure Treated Wood Floor
- Sealed Beam L.E.D. Lights & Harness System
- Transport Canada & DOT Approved Lighting

Specifications

- Tire Size: 5K - ST225/75R15 LRD
7K - ST235/80R16 LRE
- Deck Height: 20"
- Tongue Length: 52"
- GVWR: 5K - 5,200 lbs.
7K - 7,000 lbs.

Options


- Spare Tire
- Hydraulic Brakes
- Lockable Toolbox
- Additional D-rings
- Torsion Axle
- Aluminum Wheels



Models

- TL612-5K - 565 kg (1,245 lbs.)
- TL612-7K - 575 kg (1,270 lbs.)

Dealer Information & Pricing



Standard Features


- Tandem 5,200 lbs. Axles - 10K Models
- Tandem 7,000 lbs. Axles - 14K Models
- Electric Brakes on Both Axles
- Slipper Suspension
- Electric over Hydraulic Full Tilt
- 3" Hydraulic Cylinder
- Lockable Toolbox
- Adjustable 2-5/16" Coupler or 3" Lunette Eye
- 12,000 lbs. Jack
- Stake Pockets & Rub Rails
- Spare Tire Mount
- Sand Blasted & Treated with Phosphate
- Powder Coated
- Pressure Treated Wood Floor
- Sealed Beam L.E.D. Lights & Harness System
- Transport Canada & DOT Approved Lighting

Specifications

- Tire Size: 10K - ST225/75R15 LRD
14K - ST235/80R16 LRE
- Deck Height: 24"
- Tongue Length: 52"
- GVWR: 10K - 9,900 lbs.
14K - 14,000 lbs.

Options

- Spare Tire
- Hydraulic Brakes
- Additional D-rings
- Torsion Axles
- Aluminum Wheels
- Gooseneck




Models

- ETL7816-10K - 1,150 kg (2,535 lbs.)
- ETL718-10K - 1,290 kg (2,840 lbs.)
- ETL720-10K - 1,410 kg (3,100 lbs.)
-
- ETL718-14K - 1,375 kg (3,025 lbs.)
- ETL720-14K - 1,495 kg (3,295 lbs.)

Dealer Information & Pricing

Gravity Split Tilt Trailers



Standard Features

- Tandem 5,200 lbs. Axles - 10K Models
- Tandem 7,000 lbs. Axles - 14K Models
- Electric Brakes on Both Axles
- Torsion Suspension
- 4' Stationary Deck
- Gravity Tilt with Hydraulic Lock
- Hydraulic Cushion Cylinder
- Adjustable 2-5/16" Coupler or 3" Lunette Eye
- 12,000 lbs. Jack
- Stake Pockets & Rub Rails
- Removable Spare Tire Mount
- Sand Blasted & Treated with Phosphate
- Powder Coated
- Pressure Treated Wood Floor
- Sealed Beam L.E.D. Lights & Harness System
- Transport Canada & DOT Approved Lighting

Specifications

- Tire Size: 10K - ST225/75R15 LRD
14K - ST235/80R16 LRE
- Deck Height: 24"
- Tongue Length: 52"
- GVWR: 10K - 9,900 lbs.
14K - 14,000 lbs.

Options

- Spare Tire
- Hydraulic Brakes
- Lockable Toolbox
- Additional D-rings
- Aluminum Wheels
- Gooseneck

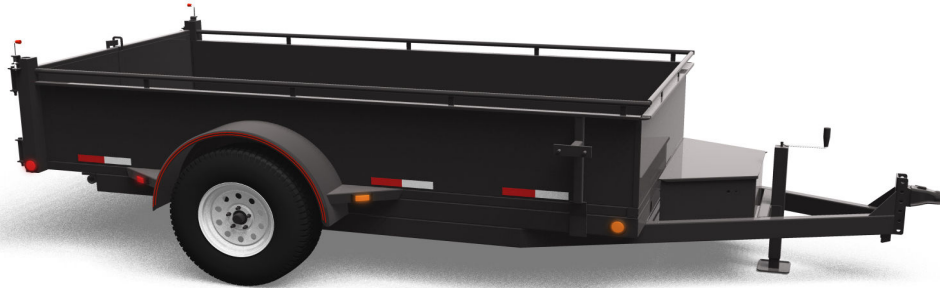


Models

- TL717-10K - 1,285 kg (2,825 lbs.)
- TL721-10K - 1,365 kg (3,000 lbs.)
- TL717-14K - 1,370 kg (3,015 lbs.)
- TL721-14K - 1,450 kg (3,190 lbs.)

Dealer Information & Pricing

Single Axle Dump Trailers



Standard Features

- 3,500 lbs. Axle - 3K Models
- 5,200 lbs. Axle - 5K Models
- Electric Brakes
- Torsion Suspension
- Barn Doors w/ Cam Lock
- 7,000 lbs. Jack
- Lockable Toolbox
- Extreme Cycle Battery
- 3,000 psi Hydraulic Power Pack, 20' Hand Remote
- 3" Hydraulic Cylinder & Scissor Hoist
- Top Tie Rail & (4) D-rings in Dump Box
- Adjustable 2-5/16" Coupler or 3" Lunette Eye
- Spare Tire Mount
- Sand Blasted & Treated with Phosphate
- Powder Coated
- Steel Floor
- Sealed Beam L.E.D. Lights & Harness System
- Transport Canada & DOT Approved Lighting

Specifications

- Tire Size: 3K - ST205/75R15 LRC
5K - ST225/75R15 LRD
- Deck Height: 20"
- Tongue Length: 52"
- GVWR: 3K - 3,500 lbs.
5K - 5,200 lbs.

Options

- Spare Tire
- Hydraulic Brakes
- Additional D-rings
- Aluminum Wheels

Models

- DT58-3K - 420 kg (925 lbs.)
- DT58-5K - 430 kg (950 lbs.)
- DT510-5K - 455 kg (1,000 lbs.)

Dealer Information & Pricing



Heavy Duty Dump Trailers



Standard Features

- Tandem 3,500 lbs. Axles - 7K Models
- Tandem 5,200 lbs. Axles - 10K Models
- Electric Brakes on Both Axles
- Slipper Suspension
- Barn Doors with Cam Lock
- Two-way Gate included with 6.5' Models
- 7,000 lbs. Jack - 10' Models
- 12,000 lbs. Jack - 12' Models
- Lockable Toolbox
- Extreme Cycle Battery
- 3,000 psi Hydraulic Pack, 20' Hand Remote
- 5" Hydraulic Cylinder & Scissor Hoist
- Shielded Tarp & Roller, (4) Heavy Duty D-rings
- Adjustable 2-5/16" Coupler or 3" Lunette Eye
- Spare Tire Mount
- Sand Blasted & Treated with Phosphate
- Powder Coated
- Steel Floor
- Sealed Beam L.E.D. Lights & Harness System
- Transport Canada & DOT Approved Lighting

Specifications

- Tire Size: 7K - ST205/75R15 LRC
10K - ST225/75R15 LRD
- Deck Height: 22"
- Box Height: 33" (including 11" Plank)
- Tongue Length: 52"
- GVWR: 7K - 7,000 lbs.
10K - 9,900 lbs.

Options

- Spare Tire
- Ramp Kit
- Hydraulic Brakes
- Two-way Gate
- Additional D-rings
- Torsion Axles
- Aluminum Wheels

Models

- DT510-7K - 1,135 kg (2,500 lbs.)
- DT610-7K - 1,230 kg (2,710 lbs.)
- DT510-10K - 1,255 kg (2,770 lbs.)
- DT610-10K - 1,350 kg (2,980 lbs.)
- DT612-10K - 1,610 kg (3,550 lbs.)
- DT6.512-10K - 1,680 kg (3,700 lbs.)



Dealer Information & Pricing



Standard Features

- Tandem 7,000 lbs. Drop Axles
- Electric Brakes on Both Axles
- Slipper Suspension
- Barn Doors with Cam Lock
- Two-way Gate included with 6.5' Models
- 12,000 lbs. Jack
- Lockable Toolbox
- Extreme Cycle Battery
- 3,000 psi Hydraulic Pack, 20' Hand Remote
- 5" Hydraulic Cylinder & Scissor Hoist
- 6" Hydraulic Cylinder & Scissor Hoist - 16' Models
- Shielded Tarp & Roller, (4) Heavy Duty D-rings
- Adjustable 2-5/16" Coupler or 3" Lunette Eye
- Spare Tire Mount
- Sand Blasted & Treated with Phosphate
- Powder Coated
- Steel Floor
- Sealed Beam L.E.D. Lights & Harness System
- Transport Canada & DOT Approved Lighting

Specifications

- Tire Size: ST235/80R16 LRE
- Deck Height: 25"
- Box Height: 33" (including 11" Plank)
- Tongue Length: 52"
- GVWR: 14,000 lbs.

Options

- Spare Tire
- Ramp Kit
- Hydraulic Brakes
- Two-way Gate
- 48" High Sides
- 58" High Sides
- Heavy Gauge Floor
- Additional D-rings
- Torsion Axles
- Aluminum Wheels

Models

- DT610-14K - 1,420 kg (3,125 lbs.)
- DT612-14K - 1,670 kg (3,680 lbs.)
- DT6.512-14K - 1,750 kg (3,860 lbs.)
- DT6.514-14K - 1,900 kg (4,190 lbs.)
- DT6.516-14K - 2,360 kg (5,200 lbs.)



Dealer Information & Pricing

83" Wide Ultra Duty Dump Trailers



Standard Features

- Tandem 6,000 lbs. Axles - 10K Models
- Tandem 7,000 lbs. Axles - 14K Models
- Electric Brakes on Both Axles
- Slipper Suspension
- Barn Doors with Cam Lock
- Two-way Gate
- 12,000 lbs. Jack
- Lockable Toolbox
- Extreme Cycle Battery
- 3,000 psi Hydraulic Pack, 20' Hand Remote
- 5" Hydraulic Cylinder & Scissor Hoist
- 6" Hydraulic Cylinder & Scissor Hoist - 16' Models
- Shielded Tarp & Roller, (4) Heavy Duty D-rings
- Adjustable 2-5/16" Coupler or 3" Lunette Eye
- Spare Tire Mount
- Sand Blasted & Treated with Phosphate
- Powder Coated
- Steel Floor
- Sealed Beam L.E.D. Lights & Harness System
- Transport Canada & DOT Approved Lighting

Specifications

- Tire Size: 10K - ST225/75R15 LRD
14K - ST235/80R16 LRE
- Deck Height: 25"
- Box Height: 33" (including 11" Plank)
- Tongue Length: 52"
- GVWR: 10K - 9,900 lbs.
14K - 14,000 lbs.

Options

- Spare Tire
- Ramp Kit
- Hydraulic Brakes
- 48" High Sides
- 58" High Sides
- Heavy Gauge Floor
- Additional D-rings
- Aluminum Wheels

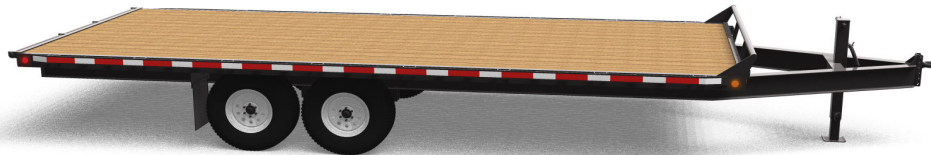
Models

- DT8312-10K - 1,750 kg (3,860 lbs.)
- DT8314-10K - 1,900 kg (4,190 lbs.)
- DT8312-14K - 1,820 kg (4,015 lbs.)
- DT8314-14K - 1,980 kg (4,365 lbs.)
- DT8316-14K - 2,440 kg (5,380 lbs.)



Dealer Information & Pricing

Straight Deck Pintle Series Trailers



Standard Features

- Tandem 3,500 lbs. Axles - 7K Models
- Tandem 5,200 lbs. Axles - 10K Models
- Tandem 7,000 lbs. Axles - 14K Models
- Triple 7,000 lbs. Axles - 21KTR Models
- Tandem 10,000 lbs. Axles - 20KD Models
- Tandem 12,000 lbs. Axles - 24KD Models
- Electric Brakes on All Axles
- Slipper Suspension
- 12,000 lbs. Jack
- Adjustable 2-5/16" Coupler or 3" Lunette Eye
- 7' Pull-out Ramps
- Light Weight, Rigid Frame
- Stake Pockets & Rub Rails
- Spare Tire Mount
- Sand Blasted & Treated with Phosphate
- Powder Coating on Models up to 24' in Length
- Epoxy Primer & Two Component Polyurethane Paint on Models over 24'
- Pressure Treated Wood Floor
- Sealed Beam L.E.D. Lights & Harness System
- Transport Canada & DOT Approved Lighting

Specifications


- Tire Size: 7K - ST205/75R15 LRC
10K - ST225/75R15 LRD
14K, 21KTR, 20KD & 24KD
- ST235/80R16 LRE
- Deck Height: 34"
- Tongue Length: 62"

Options

- Spare Tire
- Winch Track
- Sliding Winch & Strap
- Lockable Toolbox
- Torsion Axles
- Hydraulic Brakes
- Additional D-Rings
- Aluminum Wheels

Models

- SD16-7K - 1,440 kg (3,170 lbs.)
- SD18-7K - 1,470 kg (3,235 lbs.)
- SD20-7K - 1,540 kg (3,390 lbs.)
- SD16-10K - 1,460 kg (3,215 lbs.)
- SD18-10K - 1,490 kg (3,280 lbs.)
- SD20-10K - 1,560 kg (3,435 lbs.)
- SD24-10K - 1,800 kg (3,960 lbs.)
- SD16-14K - 1,480 kg (3,255 lbs.)
- SD18-14K - 1,560 kg (3,435 lbs.)
- SD20-14K - 1,760 kg (3,875 lbs.)
- SD24-14K - 2,200 kg (4,840 lbs.)
- SD18-21KTR - 1,685 kg (3,700 lbs.)
- SD20-21KTR - 1,875 kg (4,125 lbs.)
- SD24-21KTR - 2,460 kg (5,415 lbs.)
- SD28-21KTR - 2,900 kg (6,380 lbs.)
- SD30-21KTR - 3,150 kg (6,945 lbs.)
- SD20-20KD - 1,875 kg (4,125 lbs.)
- SD24-20KD - 2,460 kg (5,415 lbs.)
- SD28-20KD - 2,900 kg (6,380 lbs.)
- SD30-20KD - 3,150 kg (6,945 lbs.)
- SD20-24KD - 1,875 kg (4,125 lbs.)
- SD24-24KD - 2,460 kg (5,415 lbs.)
- SD28-24KD - 2,900 kg (6,380 lbs.)
- SD30-24KD - 3,150 kg (6,945 lbs.)



Dealer Information & Pricing

Straight Deck Gooseneck Series Trailers



Standard Features

- Tandem 7,000 lbs. Axles - 14K Models
- Triple 7,000 lbs. Axles - 21KTR Models
- Tandem 10,000 lbs. Axles - 20KD Models
- Tandem 12,000 lbs. Axles - 24KD Models
- Electric Brakes on All Axles
- Slipper Suspension
- 12,000 lbs. Jacks
- Adjustable Gooseneck Coupler
- 7' Pull-out Ramps
- Light Weight, Rigid Frame
- Stake Pockets & Rub Rails
- Spare Tire Mount
- Sand Blasted & Treated with Phosphate
- Powder Coating on Models up to 20' in Length
- Epoxy Primer & Two Component Polyurethane Paint on Models over 20'
- Pressure Treated Wood Floor
- Sealed Beam L.E.D. Lights & Harness System
- Transport Canada & DOT Approved Lighting

Specifications

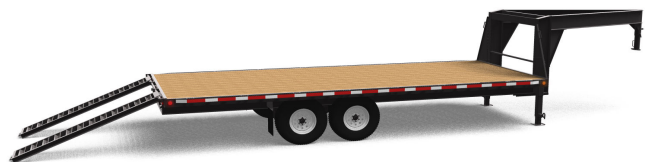
- Tire Size: ST235/80R16 LRE
- Deck Height: 34"
- Gooseneck Length: 9'

Options

- Spare Tire
- Winch Track
- Sliding Winch & Strap
- Lockable Toolbox
- King Pin
- Torsion Axles
- Hydraulic Brakes
- Additional D-Rings
- Aluminum Wheels

Models

- GNSD16-14K - 1,695 kg (3,725 lbs.)
- GNSD18-14K - 1,765 kg (3,885 lbs.)
- GNSD20-14K - 1,915 kg (4,215 lbs.)
- GNSD24-14K - 1,965 kg (4,325 lbs.)
-
- GNSD18-21KTR - 1,885 kg (4,150 lbs.)
- GNSD20-21KTR - 2,035 kg (4,480 lbs.)
- GNSD24-21KTR - 2,085 kg (4,590 lbs.)
- GNSD28-21KTR - 2,285 kg (5,025 lbs.)
- GNSD30-21KTR - 2,370 kg (5,225 lbs.)
-
- GNSD20-20KD - 2,035 kg (4,480 lbs.)
- GNSD24-20KD - 2,085 kg (4,590 lbs.)
- GNSD28-20KD - 2,285 kg (5,025 lbs.)
- GNSD30-20KD - 2,370 kg (5,225 lbs.)
-
- GNSD20-24KD - 2,035 kg (4,480 lbs.)
- GNSD24-24KD - 2,085 kg (4,590 lbs.)
- GNSD28-24KD - 2,285 kg (5,025 lbs.)
- GNSD30-24KD - 2,370 kg (5,225 lbs.)



Dealer Information & Pricing



Standard Features

- Tandem 3,500 lbs. Axles - 7K Models
- Tandem 5,200 lbs. Axles - 10K Models
- Tandem 7,000 lbs. Axles - 14K Models
- Triple 7,000 lbs. Axles - 21KTR Models
- Tandem 10,000 lbs. Axles - 20KD Models
- Tandem 12,000 lbs. Axles - 24KD Models
- Electric Brakes on All Axles
- Slipper Suspension
- 12,000 lbs. Jack
- Adjustable 2-5/16" Coupler or 3" Lunette Eye
- 5' Beavertail
- Spring Assisted Wedge Ramps
- Light Weight, Rigid Frame
- Stake Pockets & Rub Rails
- Spare Tire Mount
- Sand Blasted & Treated with Phosphate
- Powder Coating on Models up to 25' in Length
- Epoxy Primer & Two Component Polyurethane Paint on Models over 25'
- Pressure Treated Wood Floor
- Sealed Beam L.E.D. Lights & Harness System
- Transport Canada & DOT Approved Lighting

Models

- BT20-7K - 1,540 kg (3,390 lbs.)
- BT20-10K - 1,560 kg (3,435 lbs.)
- BT25-10K - 1,820 kg (4,010 lbs.)
- BT20-14K - 1,760 kg (3,875 lbs.)
- BT25-14K - 2,220 kg (4,890 lbs.)
- BT25-21KTR - 2,480 kg (5,465 lbs.)
- BT28-21KTR - 2,900 kg (6,380 lbs.)
- BT30-21KTR - 3,150 kg (6,945 lbs.)
- BT25-20KD - 2,480 kg (5,465 lbs.)
- BT28-20KD - 2,900 kg (6,380 lbs.)
- BT30-20KD - 3,150 kg (6,945 lbs.)
- BT25-24KD - 2,480 kg (5,465 lbs.)
- BT28-24KD - 2,900 kg (6,380 lbs.)
- BT30-24KD - 3,150 kg (6,945 lbs.)


Specifications

- Tire Size: 7K - ST205/75R15 LRC
10K - ST225/75R15 LRD
14K, 21KTR, 20KD & 24KD
- ST235/80R16 LRE
- Deck Height: 34"
- Tongue Length: 62"

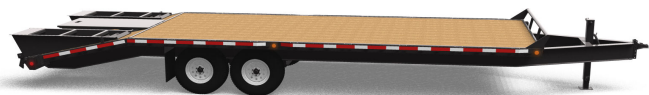
Options

- Spare Tire
- Winch Track
- Sliding Winch & Strap
- Lockable Toolbox
- Torsion Axles
- Spring Assisted Pop-Up Center on Beavertail
- Hydraulic Brakes
- Additional D-Rings
- Aluminum Wheels

Standard:




With Optional Pop Up Center:



Dealer Information & Pricing

Beavertail Gooseneck Series Trailers



Standard Features

- Tandem 7,000 lbs. Axles - 14K Models
- Triple 7,000 lbs. Axles - 21KTR Models
- Tandem 10,000 lbs. Axles - 20KD Models
- Tandem 12,000 lbs. Axles - 24KD Models
- Electric Brakes on All Axles
- Slipper Suspension
- 12,000 lbs. Jacks
- Adjustable Gooseneck Coupler
- 5' Beavertail
- Spring Assisted Wedge Ramps
- Light Weight, Rigid Frame
- Stake Pockets & Rub Rails
- Spare Tire Mount
- Sand Blasted & Treated with Phosphate
- Powder Coating on Models up to 20' in Length
- Epoxy Primer & Two Component Polyurethane Paint on Models over 20'
- Pressure Treated Wood Floor
- Sealed Beam L.E.D. Lights & Harness System
- Transport Canada & DOT Approved Lighting

Specifications

- Tire Size: ST235/80R16 LRE
- Deck Height: 34"
- Gooseneck Length: 9'


Options

- Spare Tire
- Winch Track
- Sliding Winch & Strap
- Lockable Toolbox
- King Pin
- Torsion Axles
- Spring Assisted Pop-Up Center on Beavertail
- Hydraulic Brakes
- Additional D-Rings
- Aluminum Wheels


Models

- GNBT20-14K - 1,915 kg (4,215 lbs.)
- GNBT25-14K - 1,985 kg (4,375 lbs.)
- GNBT25-21KTR - 2,105 kg (4,640 lbs.)
- GNBT28-21KTR - 2,285 kg (5,025 lbs.)
- GNBT30-21KTR - 2,370 kg (5,225 lbs.)
- GNBT25-20KD - 2,105 kg (4,640 lbs.)
- GNBT28-20KD - 2,285 kg (5,025 lbs.)
- GNBT30-20KD - 2,370 kg (5,225 lbs.)
- GNBT25-24KD - 2,105 kg (4,640 lbs.)
- GNBT28-24KD - 2,285 kg (5,025 lbs.)
- GNBT30-24KD - 2,370 kg (5,225 lbs.)

Standard:



With Optional Pop Up Center:



Dealer Information & Pricing



Standard Features

- Tandem 7,000 lbs. Axles - 14K Models
- Triple 7,000 lbs. Axles - 21KTR Models
- Tandem 10,000 lbs. Axles - 20KD Models
- Tandem 12,000 lbs. Axles - 24KD Models
- Electric Brakes on All Axles
- Slipper Suspension
- 12,000 lbs. Jack
- Adjustable 3" Lunette Eye
- 5' Beavertail with Checkerplate Steel Floor
- Spring Assisted Wedge Ramps
- Spring Assisted Pop-Up Center Beavertail
- 12" @ 19 lbs. Heavy Wide-Flange Beams
- Flex Resisting Bridge
- Stake Pockets & Rub Rails
- Side Steps
- Spare Tire Mount
- Winch Track
- Sand Blasted & Treated with Phosphate
- Powder Coating on Models up to 25' in Length
- Epoxy Primer & Two Component Polyurethane Paint on Models over 25'
- Pressure Treated Wood Floor
- Sealed Beam L.E.D. Lights & Harness System
- Transport Canada & DOT Approved Lighting

Specifications

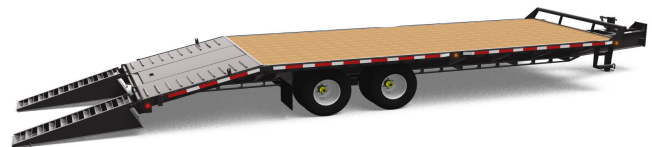
- | | |
|----------------------|-----------------|
| • Tire Size: | ST235/80R16 LRE |
| • Deck Height: | 34" |
| • Tongue Length: | 62" |
| • Beavertail & Ramps | 5' + 5' |

Options

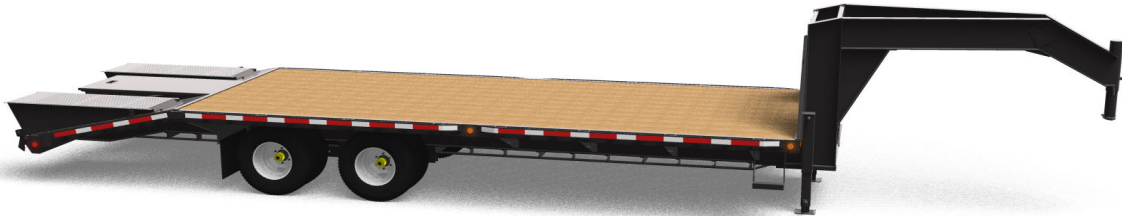
- | | |
|-------------------------|----------------------|
| • Spare Tire | • Torsion Axles |
| • Sliding Winch & Strap | • Hydraulic Brakes |
| • Lockable Toolbox | • Additional D-Rings |
| • 6' Tongue | • Aluminum Wheels |

Models

- | |
|--------------------------------------|
| PHFT20-14K - 2,005 kg (4,420 lbs.) |
| PHFT25-14K - 2,170 kg (4,780 lbs.) |
| PHFT28-14K - 2,235 kg (4,920 lbs.) |
| PHFT30-14K - 2,330 kg (5,135 lbs.) |
| PHFT32-14K - 2,395 kg (5,275 lbs.) |
| ----- |
| PHFT20-21KTR - 2,370 kg (5,220 lbs.) |
| PHFT25-21KTR - 2,460 kg (5,420 lbs.) |
| PHFT28-21KTR - 2,610 kg (5,750 lbs.) |
| PHFT30-21KTR - 2,710 kg (5,970 lbs.) |
| PHFT32-21KTR - 2,730 kg (6,015 lbs.) |
| ----- |
| PHFT20-20KD - 2,370 kg (5,220 lbs.) |
| PHFT25-20KD - 2,460 kg (5,420 lbs.) |
| PHFT28-20KD - 2,610 kg (5,750 lbs.) |
| PHFT30-20KD - 2,710 kg (5,970 lbs.) |
| PHFT32-20KD - 2,730 kg (6,015 lbs.) |
| ----- |
| PHFT20-24KD - 2,370 kg (5,220 lbs.) |
| PHFT25-24KD - 2,460 kg (5,420 lbs.) |
| PHFT28-24KD - 2,610 kg (5,750 lbs.) |
| PHFT30-24KD - 2,710 kg (5,970 lbs.) |
| PHFT32-24KD - 2,730 kg (6,015 lbs.) |



Dealer Information & Pricing



Standard Features

- Tandem 7,000 lbs. Axles - 14K Models
- Triple 7,000 lbs. Axles - 21KTR Models
- Tandem 10,000 lbs. Axles - 20KD Models
- Tandem 12,000 lbs. Axles - 24KD Models
- Electric Brakes on All Axles
- Slipper Suspension
- Dual 12,000 lbs. Jacks
- Adjustable Gooseneck Coupler
- 5' Beavertail with Checkerplate Steel Floor
- Spring Assisted Wedge Ramps
- Spring Assisted Pop-Up Center Beavertail
- 12" @ 19 lbs. Heavy Wide-Flange Beams
- Flex Resisting Bridge
- Tool / Chain Tray
- Stake Pockets & Rub Rails
- Side Steps
- Spare Tire Mount
- Winch Track
- Sand Blasted & Treated with Phosphate
- Powder Coating on Models up to 20' in Length
- Epoxy Primer & Two Component Polyurethane Paint on Models over 20'
- Pressure Treated Wood Floor
- Sealed Beam L.E.D. Lights & Harness System
- Transport Canada & DOT Approved Lighting

Specifications


- Tire Size: ST235/80R16 LRE
- Deck Height: 34"
- Gooseneck Length: 9'

Options

- Spare Tire
- Sliding Winch & Strap
- Lockable Toolbox
- King Pin
- Torsion Axles
- Hydraulic Brakes
- Additional D-Rings
- Aluminum Wheels

Models

- GNFT20-14K - 2,235 kg (4,920 lbs.)
- GNFT25-14K - 2,400 kg (5,280 lbs.)
- GNFT28-14K - 2,465 kg (5,420 lbs.)
- GNFT30-14K - 2,560 kg (5,635 lbs.)
- GNFT32-14K - 2,625 kg (5,775 lbs.)
-
- GNFT20-21KTR - 2,600 kg (5,720 lbs.)
- GNFT25-21KTR - 2,690 kg (5,920 lbs.)
- GNFT28-21KTR - 2,840 kg (6,250 lbs.)
- GNFT30-21KTR - 2,940 kg (6,470 lbs.)
- GNFT32-21KTR - 2,960 kg (6,515 lbs.)
-
- GNFT20-20KD - 2,600 kg (5,720 lbs.)
- GNFT25-20KD - 2,690 kg (5,920 lbs.)
- GNFT28-20KD - 2,840 kg (6,250 lbs.)
- GNFT30-20KD - 2,940 kg (6,470 lbs.)
- GNFT32-20KD - 2,960 kg (6,515 lbs.)
-
- GNFT20-24KD - 2,600 kg (5,720 lbs.)
- GNFT25-24KD - 2,690 kg (5,920 lbs.)
- GNFT28-24KD - 2,840 kg (6,250 lbs.)
- GNFT30-24KD - 2,940 kg (6,470 lbs.)
- GNFT32-24KD - 2,960 kg (6,515 lbs.)



Dealer Information & Pricing



Canada Trailers Manufacturing Limited

11918 Imperial Road, Hwy. 73

Aylmer Ontario

N5H 2R3

Phone: 519.765.1717

Fax: 519.765.1725

www.canadatrailers.com